

# How to Log In to Google Classroom


## Grades 1 - 8

### For Parents and Students

#### Step 1:

Log in to your Chromebook (log-in details are on the neon green password sheet in your bag)


Step 2: Click on the 9-dot "waffle" in the upper-right corner



# Google




Step 3: Click on the Classroom Icon



More directions on the back side...

**Step 4: Click on the + in the upper-right corner**



**Step 5: Select "Join Class"**

**Step 6: Enter Google Classroom class code found on neon green password sheet in your bag**

**You are connected!**

**To go back to Google Classroom in the future, click on the waffle and then the Classroom icon**

**For technical help, email us at:**  
**[support@newcastle.k12.ca.us](mailto:support@newcastle.k12.ca.us)**

**Go Knights!**