

Newcastle Elementary School District


2016/2017 1st Interim Report

450 Main Street, Newcastle, Ca 95658 - Placer County

**Presented to the Board of Trustees
December 13, 2016**

District Funds- Overview

- **Fund 01 = General Fund** (District & NES)
- **Fund 09:**
 - **Newcastle Charter** *(Internal Fund Code of 09)*
 - **Harvest Ridge Charter** *(Internal Fund Code of 04)*
- **Fund 13 = Food Service**
- **Fund 14 = Deferred Maintenance**
- **Fund 25 = Capital Facilities/Developer Fees**
- **Fund 40 = Capital Outlay**



2015/2016
To
2016/2017

Cash Flow
Changes

June 23rd Budget Presented to the Board

June 29th 2015/2016 Basic Aid Supplement-\$3.1 Million

June 30th Capital Lease Loan Posted-\$ 719,241

August 10th 45 Day Revised Budget Presented to Board

August 30th Proposition 39 Funds Posted – \$464,247-All Funds

Program Changes Newcastle Elementary School District 2016/2017

- **Band/Music Teacher .6 FTE**
- **Resource Teacher .4 FTE**
- **Teacher on Special Assignment - .5 FTE**
- **Hour Special Education Aide ~ 5.75**
- ***Special Education Director moving to 1.0***
(.5 FTE is paid by Harvest Ridge/Placer Academy)
- ***Classified Student Support Aides***
- **English Language Arts Text Book Adoption**
- ***Extended TK***
- ***Expansion of Spanish Program***

2016/2017 1st Interim Budget Components

School Estimated ADA

Newcastle Elementary 146

Newcastle Charter 293

Harvest Ridge 468

Total 907

Unduplicated Percentage

37%

Per ADA Amounts

Unrestricted Lottery \$144

Restricted Lottery \$45

Block Grant – Elementary School \$28

Block Grant – Charter School \$14

One Time Mandated Cost \$214

Newcastle Elementary



Newcastle Charter School

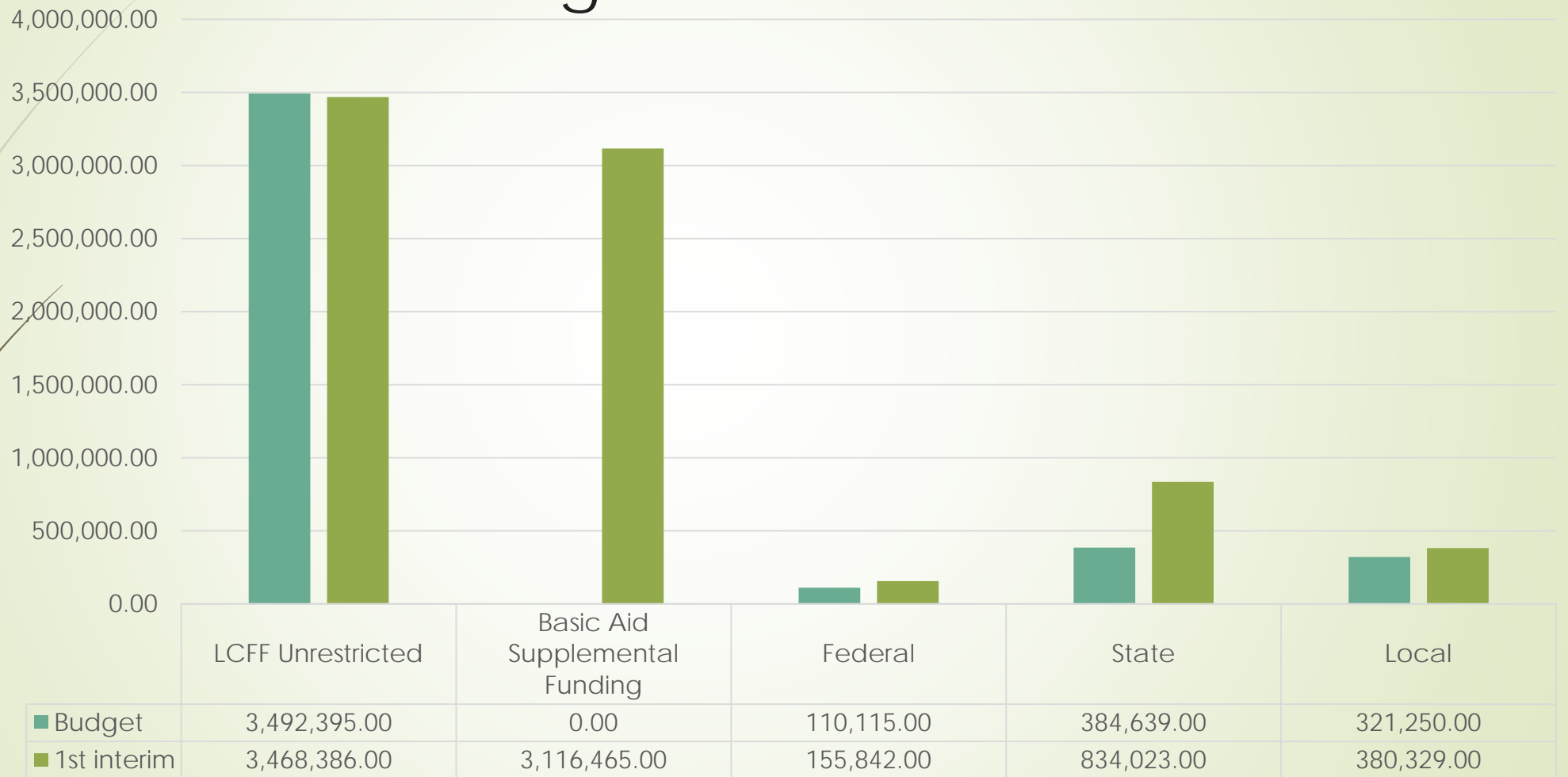
Newcastle Elementary/Newcastle Charter School

Unrestricted & Restricted Revenue

Unrestricted/ Restricted Revenue	NES	NCS	Total	Notes
LCFF Revenue	4,389,243	2,195,608	6,584,851	State Aid/Basic Aid Supplemental Funds EPA Property Taxes
Federal Revenue	155,842	0	155,842	Title I & II Fed Spec Ed
State Revenue	437,591	396,432	834,023	Lottery, Proposition 39 Mandated Costs
Local Revenue	374,829	5,500	380,329	Oversight Fees Interest
Total	5,357,505	2,597,540	7,955,045	

Newcastle Elementary and Charter School Revenue 2016/2017

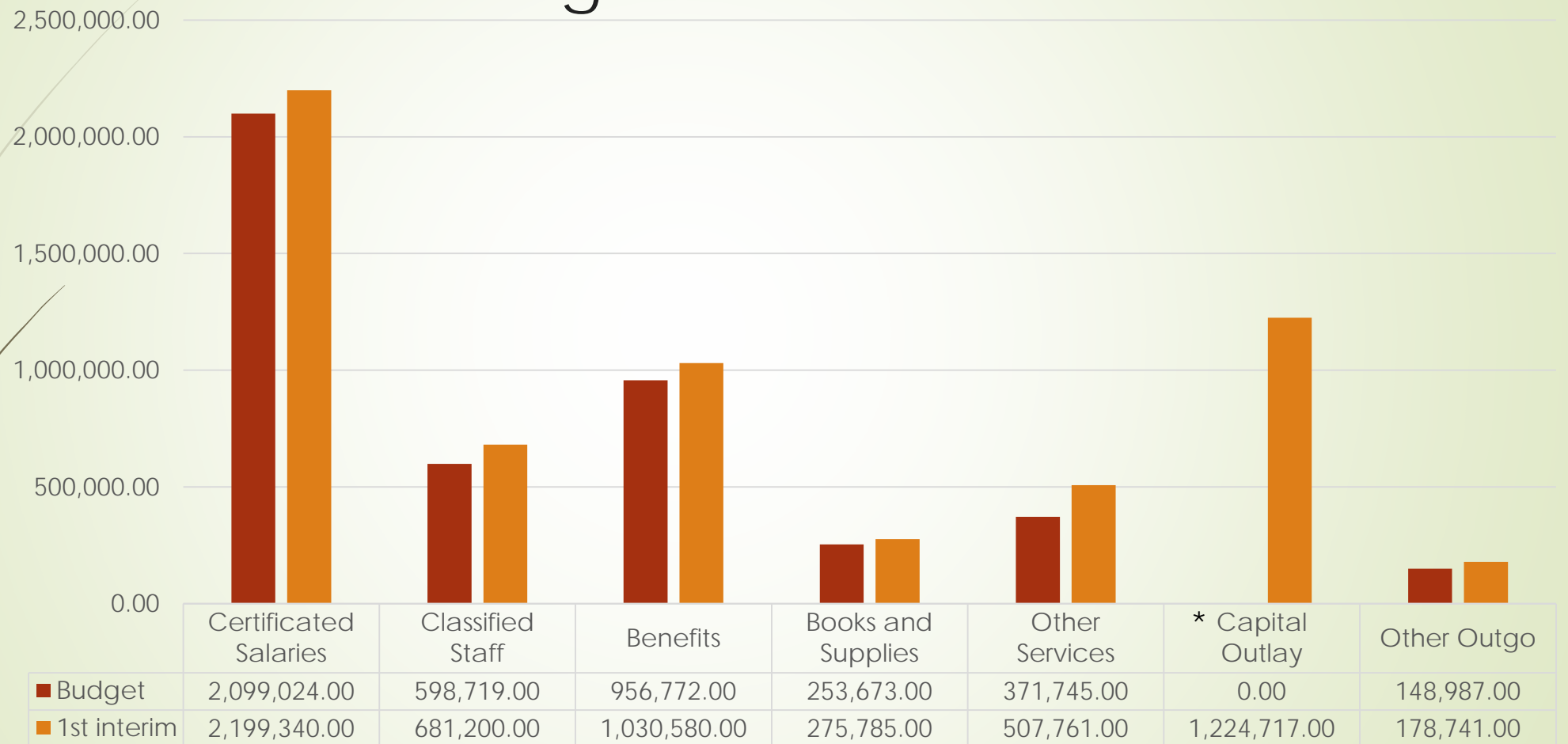
Budget vs. 1st Interim



2016/2017 1st Interim

Newcastle Elementary and Charter School Expenses 2016/2017

Budget vs. 1st Interim



2016/2017 1st Interim

*\$1.2 million Capital Outlay consists of State Funding and loan for energy efficiency project

Three Year Ending Fund Balance Summary Projection

Newcastle Elementary/Charter Schools

Unrestricted/Restricted

Description	2016/2017	2017/2018	2018/2019
Expected Change	1,856,921	(693,196)	(627,836)
Beg Fund Bal	3,033,725	4,890,646	4,197,450
Ending Fund Bal	4,890,646	4,197,450	3,569,614
Designations and Assignments	3,975,646	3,433,050	2,776,614
*Reserve for Economic Uncertainty (REU)	915,000	764,000	793,000
Unassigned	0	0	0

*NESD will meet the 15% reserve level for all 3 years-This amount reflects reserves for Newcastle Elementary and Newcastle Charter School



Harvest Ridge

Placer Academy

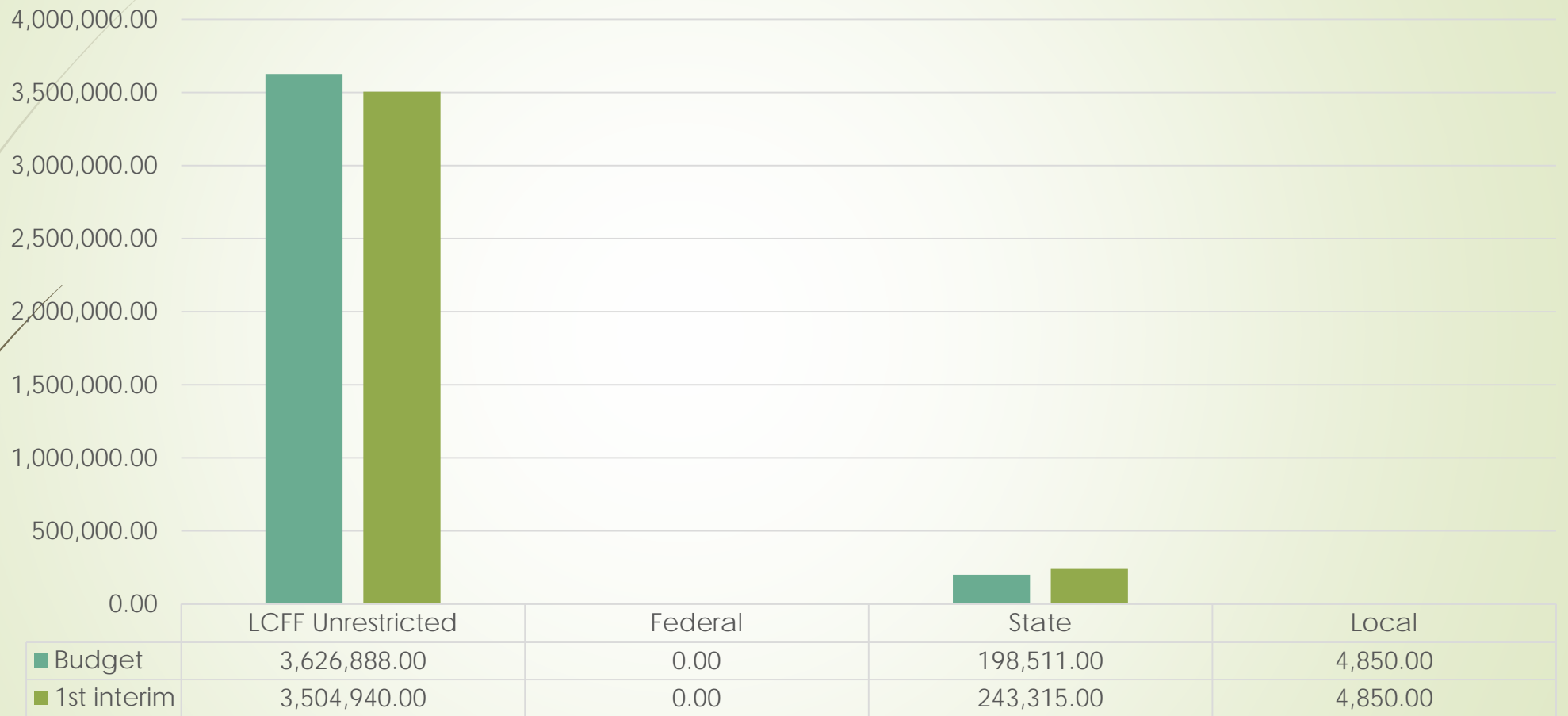
Harvest Ridge Community Charter School

Unrestricted and Restricted Revenue

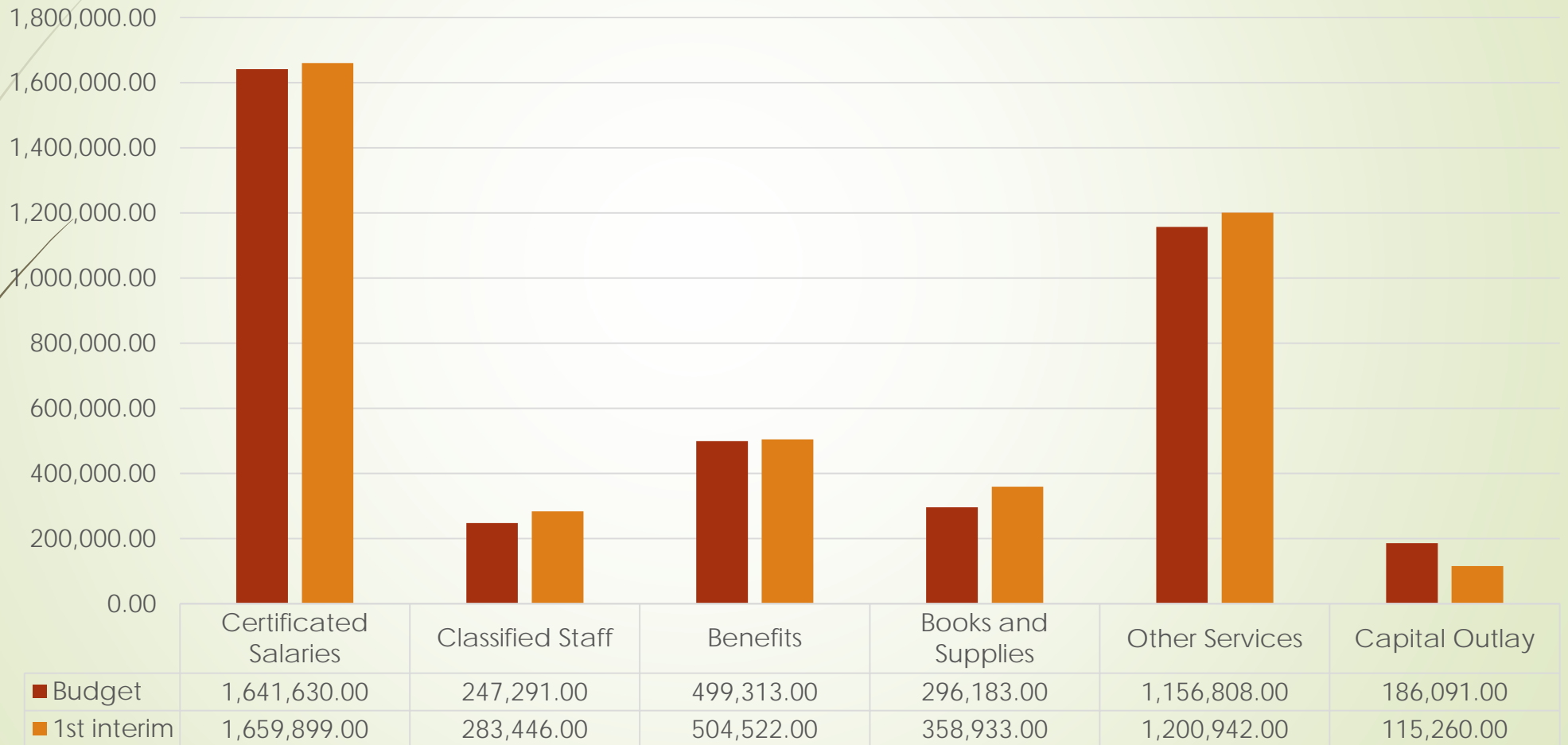
2016/2017

	Unrestricted	Restricted	Total	Notes
LCFF Revenue	3,504,940	0	3,504,940	State Aid EPA Property Taxes
Federal Revenue	0	0	0	
State Revenue	162,552	80,763	243,315	Lottery Mandated Costs Prop 39 Restricted
Local Revenue	4,850	0	4,850	Interest
Total	3,675,342	80,763	3,753,105	

Harvest Ridge/Placer Academy 2016/2017 Budget vs. 1st Interim



Harvest Ridge/Placer Academy Expenses 2016/2017 Budget vs. 1st Interim



2016/2017 1st Interim

Harvest Ridge Community Charter School

Ending Fund Balance

Unrestricted and Restricted

Description	Unrestricted	Restricted	Total
Expected Change	(353,040)	(16,857)	(369,897)
Beg Fund Bal	709,410	60,495	769,905
Ending Fund Bal	356,370	43,638	400,008
Designations, Restrictions and Assignments	356,370	43,638	400,008
3% Reserve for Economic Uncertainty Information Only	120,364	3,326	123,690

Although not required ~ HRCCS will be able to meet it's required 3% reserve for economic uncertainty

Newcastle Elementary School District



Final Facts.....

NESD ~ Other Funds

Fund	Beginning Fund Balance	Est. Net Change	Ending Fund Balance
Food Service	32,759	820	33,579
Deferred Maintenance	1,200,000	0	1,200,000
Capital Facilities	30,568	-2,501	28,067
Capital Outlay	1,500,000	0	1,500,000

Total Funds Ending Fund Balance 2,761,646

Multi Year District Long Term Debt Payments

	2016/2017	2017/2018	2018/2019
Apple Lease	91,362	91,362*	91,362*
New Portable – NES/NCS	16,501	16,501	16,501
SWS Loan – Facility Repairs 2014	49,625	49,625	49,625
Loan – Energy Efficiency Project- 2016	18,553	68,155	46,149
Classroom Portable From PCOE	8,200	0	0
OPEB (Other Post Employment Benefits)	9,084	9,084	9,084
Total	193,325	234,727	212,721

*Assumes Technology Lease is renewed at same annual rate

2016/2017 1st Interim

Components of Ending Fund Balance

	NES	NCS	HRCC
Beginning Fund Balance	2,903,625	130,100	769,905
Change	1,594,770	262,151	(369,897)
Ending Fund Balance	4,498,395	392,251	400,008

Components of EFB	NES	NCS	HRCC
Reserve for Economic Uncertainty	915,000		
Restricted	293,788	27,114	43,638
Committed Long Term Debt	85,000		
Assignment Phase 2 Modernization	3,204,207		
Designations/ Other Assignments		365,137	356,370
Revolving Cash	400		
Total	4,498,395	392,251	400,008

Ongoing Matters



Deficit Spending

- 2017/2018 and 2018/2019
- Expenses/ADA Monitored



Timeline of Additional Classrooms

- Busy Summer

2nd Interim Changes



Budget Created

- Deferred Main Fund
- Capital Outlay Fund



Special Education

- Allocated Service Expenses Between Elementary and Charter Schools

The End

Any Questions???

